

www.yumcommerce.rs



2024



o nama



Yum Commerce d.o.o. je proizvodno, trgovinsko i uslužno preduzeće koje se bavi proizvodnjom ukrasnih lajsni i elemenata od polistirola. Osnovano je 1997. godine u Subotici. Proizvodni program obuhvata preko 400 vrsta unutrašnjih i fasadnih proizvoda, koji značajno pojednostavljaju izvođenje dekorativnih završnih radova u građevinarstvu. Zahvaljujući širokoj paleti proizvoda, pružamo Vam mogućnost da, bez prevelikog ulaganja, učinite svoj dom lepšim i prijatnijim. Prednosti naših proizvoda su: lakoća materijala, jednostavna ugradnja i lako bojenje u željeni ton. Zahvaljujući sopstvenoj proizvodnji, možemo brzo ostvariti želje klijenata za izradom specijalnih, vanstandardnih profila i elemenata.



Poštovani!

Na osnovu višegodišnjeg iskustva i tehničke podrške koju smo razvili u skladu sa potrebama kupaca i tržišta, možemo da Vam pružimo kompletnu ponudu zasnovanu na Vašim idejnim rešenjima. Nudimo Vam takođe i profesionalnu podršku pri adaptaciji objekata koji su pod zaštitom, u domenu izrade unikatnih elemenata.



UNUTRAŠNJI PROGRAM

UNUTRAŠNJE UKRASNE LAJSNE

Ugaone lajsne
Skrivači rasvete i garnišni
Skrivači garnišni
Ornament lajsne
Plafonske lajsne
Zidne lajsne
Ivične lajsne
Uglovi za zidne lajsne

5-14

PLAFONSKA DEKORACIJA

Plafonska dekoracija

15

PLAFONSKE OBLOGE

Plafonske obloge 7mm debljine
Plafonske obloge 14mm debljine
Plafonske obloge 28mm debljine

16-17

PLAFONSKE I ZIDNE ROZETE

Plafonske i zidne rozete

18-19

DEKORACIJA OD DUROPOLIMERA

Podne lajsne
Ivične lajsne
Zidne lajsne

20

STARE GREDE I DASKE

Stare grede
Stare daske

21

UKRASNI KAMINI

Kamini

22-23



FASADNI PROGRAM

FASADNE UKRASNE LAJSNE

Zidne lajsne
Parapetne lajsne
Potkrovnne lajsne
Međuspratne lajsne
Venci

24-33

DEKORATIVNI PANELI

34-35

THERMOWOOD

36

THERMODECO

37

NUT PROFILI

38

FASADNE IVIČNE LAJSNE

39

FASADNI SKRIVAČI RASVETE

FASADNI UKRASNI ELEMENTI

Kvaderi
Stopice
Stubovi
Kapiteli
Stope
Konzole
Balusteri
Kape stubova i ograda
3D detalji

40-46

THERMOSTONE

47

FASADNA REŠENJA

48-51

UGRADNJA UNUTRAŠNJIH LAJSNI

52-54

UGRADNJA PLAFONSKIH OBLOGA

55

ŽARDINJERE

56

DEKORATIVNA PLOČA SA EFEKTOM DRVETA

57

SPECIJALNI ELEMENTI

58-60

PRE I POSLE

61




NOVI PROJEKTI



62-63

UNUTRAŠNJI

program





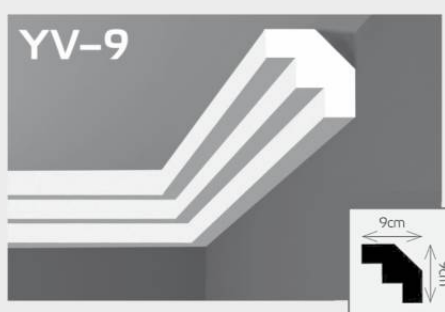


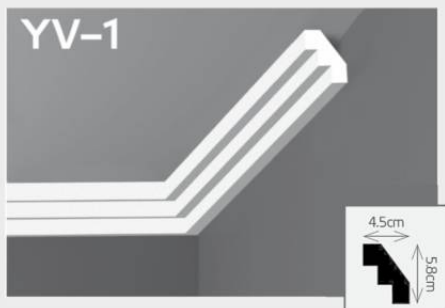


UGAONE

lajsne

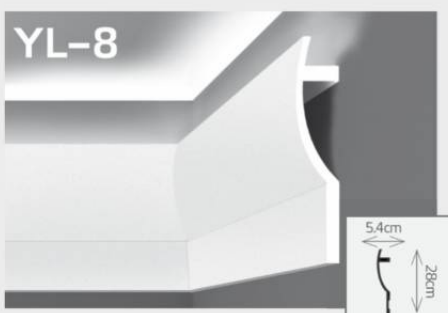
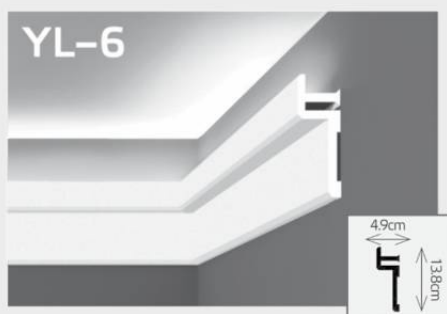



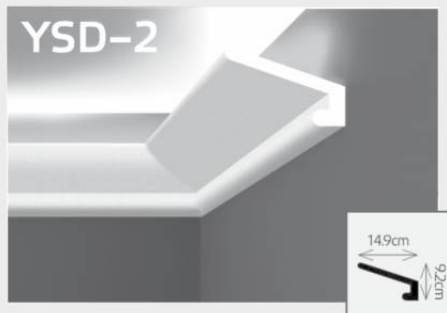
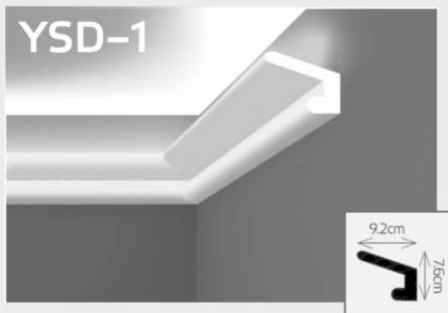
YS-19


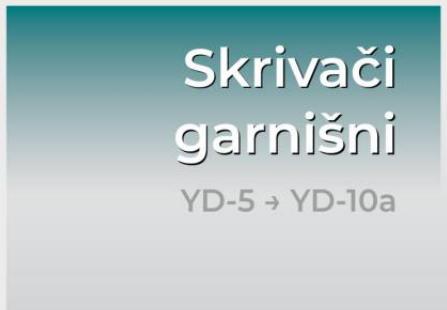

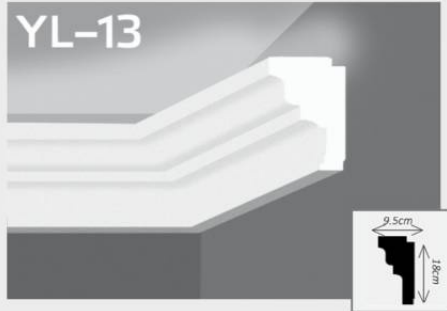



Ugaona lajsna za
montažu na plafonu.



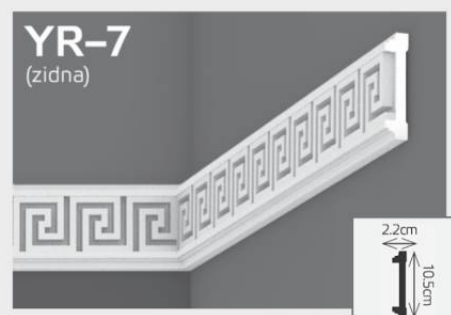
Ugaone lajsne u potpunosti menjaju izgled Vašeg enterijera. Savršeno se uklapaju u ugao zida i plafona ili spuštenog plafona, čime menjaju doživljaj celokupnog prostora.

Skrivači rasvete i garnišni





Ornament lajsne



Ornament lajsne se mogu koristiti kao ugaone i zidne lajsne. Veći modeli ovih lajsni se mogu postaviti kao skrivači rasvete.





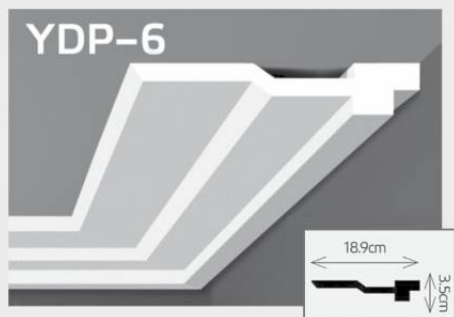

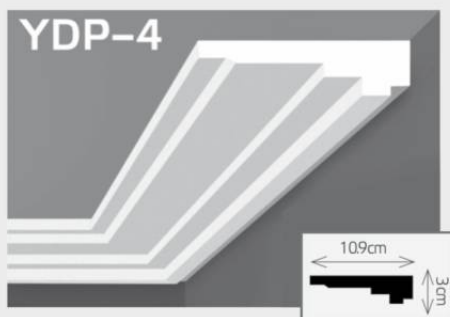



Ukрасne lajsne se proizvode u dužini od 2 m.

PLAFONSKE lajsne




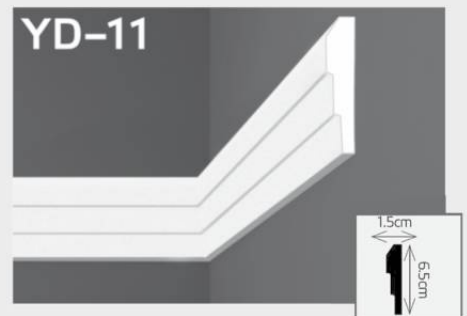

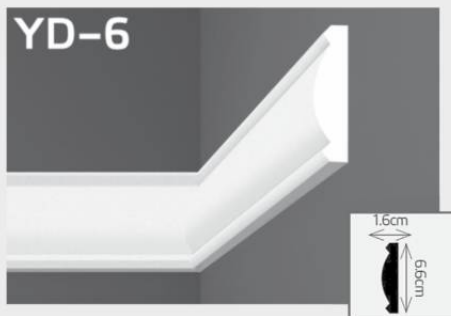



YDP-4


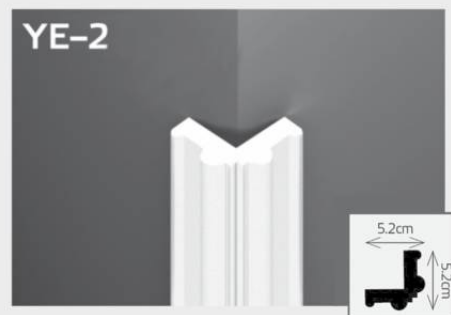

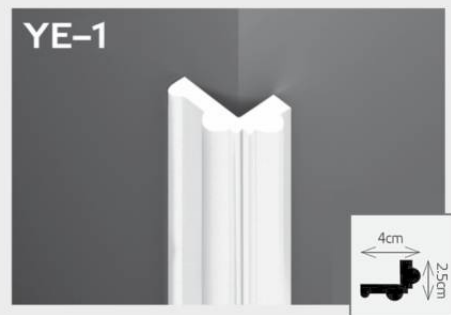

Plafonske lajsne mogu da se koriste i na zidovima.



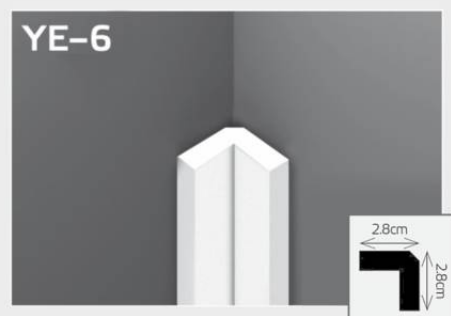

Ukрасne lajsne se proizvode u dužini od 2 m.

Zidne lajsne






Transformišite svoj dom uz našu kolekciju zidnih lajsni i stvorite prostor koji odražava Vaš jedinstveni ukus i stil.



Uglovi za zidne lajsne




Za sve naše unutrašnje zidne lajsne YD postoji adekvatan ugao. Pod uglom se podrazumeva lučni deo koji se ugrađuje na krajeve ravnih lajsni, koje se montiraju pod pravim uglom. **YD ugaoni elementi se nikada ne seku!** Seku se samo ravne lajsne.

PLAFONSKE dekoracije



PLF-1

800 × 400 × d=20 ili 30 mm



PLF-2

715 × 340 × d=20 ili 30 mm




PLF-3

520 × 520 × 20/30 mm



PLF-4

300 × 300 × d=10/15 mm



Plafonske obloge

7 mm debljine


Dim: 500 × 500 mm

Materijal: polistirol


Boja: bela

Održavanje: ne


Otpornost na vlagu: da




Armida



Arabela



Dafne




Dalila



Figaro



Magbet




Nabuko




Orfej



Plateja



Salome



Valkira

14 mm debljine

Dim: 500 × 500 mm

Materijal: polistirol

Boja: bela

Održavanje: ne

Otpornost na vlagu: da

Sve obloge su bez falca.


Naš asortiman nudi veliki izbor motiva plafonskih obloga koje dolaze u tri standardne debljine:

7 mm 14 mm 28 mm


Pored standardne dekorativne namene, plafonske obloge od 14 mm i 28 mm imaju i termoizolacionu namenu.




Aida




Carmen




Favorita




Fidelio



Otello




Tosca




Traviata


28 mm debljine • dim: 480 × 480 mm



Aida



Medea



Otello

PLAFONSKE I ZIDNE ROZETE



PLAFONSKE I ZIDNE rozete



PR-01 Ø 27cm



PR-02 54x44cm



PR-03 45x33cm



PR-04 Ø 44cm



PR-05 do Ø 47cm



PR-06 Ø 27cm



PR-07 Ø 57,5cm



PR-08 Ø 53cm



PR-10 Ø 32cm



PR-11 70x57cm



PR-14 Ø 71cm

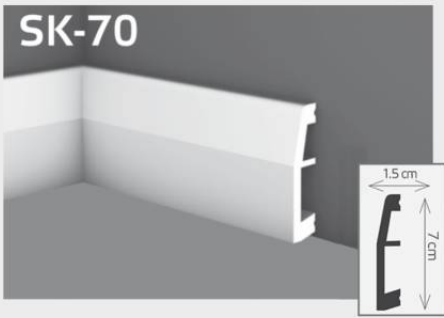


PR-15 Ø 57cm



Podne lajsne

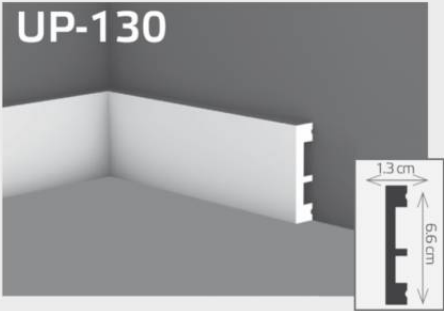
SK-70




otporna na udarce

Program proizvoda od duropolimera se izdvaja po tvrdoći i otpornosti.


UP-130



SK-140



SK-100



Ivične lajsne

WP-20



WP-30




Zidne lajsne

FP-25



FP-40



FP-48.0



FP-48.1

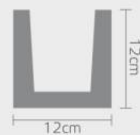


FP-48.2

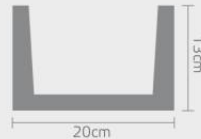




STARA GREDA
(tamna bukva)



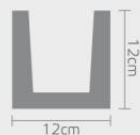
Stara greda (tamna bukva) 12.0x12.0x200cm
Stara greda (tamna bukva) 12.0x12.0x300cm



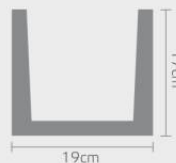
Stara greda (tamna bukva) 20.0x13.0x400cm



STARA GREDA
(svetla bukva)



Stara greda (svetla bukva) 12.0x12.0x200cm



Stara greda (svetla bukva) 19.0x17.0x300cm



STARA DASKA
(tamna bukva)



Stara daska (tamna bukva) 20.0x13.0x260cm



Premaz (tamna bukva)
Rustik 100ml



Ukrasna traka za grede
(pokrivanje sastava)

Y-KAMIN 1

Spoljna dim. Š:170 × V:119 × D:32 cm
Unutrašnja dim. Š:100 × V:91 × D:25 cm



Y-KAMIN 4

Spoljna dim. Š:126 × V:120 × D:42 cm
Unutrašnja dim. Š:69 × V:59 × D:37 cm



Y-KAMIN 2

Spoljna dim. Š:122 × V:138 × D:35 cm
Unutrašnja dim. Š:70 × V:100 × D:13.75 cm



Y-KAMIN 5

Spoljna dim. Š:178 × V:138 × D:44.5 cm
Unutrašnja dim. Š:92 × V:92 × D:16.8 cm



Y-KAMIN 3

Spoljna dim. Š:147 × V:122 × D:26 cm
Unutrašnja dim. Š:69 × V:80 × D:7.5 cm



Y-KAMIN 6


Spoljna dim. Š:161 × V:110 × D:48 cm
Unutrašnja dim. Š:100 × V:75.5 × D:24 cm






FASADNI PROGRAM





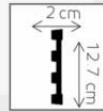
Zidne lajsne



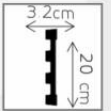



Fasadne lajsne doprinose vizuelnoj estetici građevina. One fasadi daju prefinjenost.

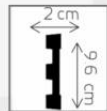

YLO-3



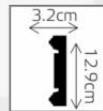
YLO-3a



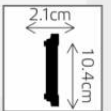
YLO-4



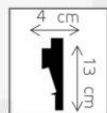
YLO-5



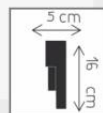
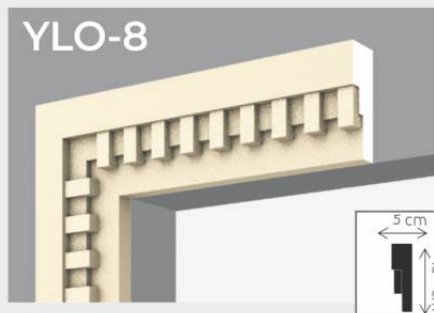
YLO-6



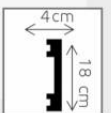
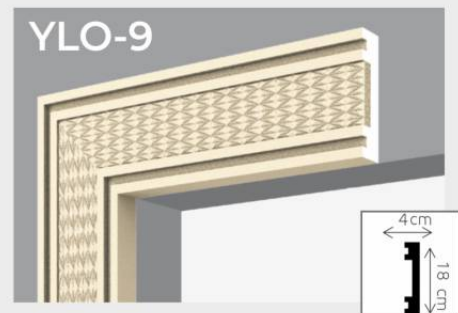
YLO-7



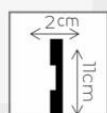
YLO-8



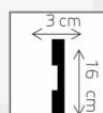
YLO-9



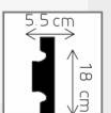
YLO-10



YLO-10a



YLO-11



lajsne



YK-12



YK-14



YP-1



YP-1a






YP-2



YP-3




Parapetne lajsne



Parapetne lajsne se proizvode u dužini od 2 m.

Potkrovne lajsne



Potkrovne lajsne se proizvode u dužini od 2 m.

YK-26k

Jedna od najomiljenijih
potkrovnih lajsni u
modernom građevinarstvu



Međuspratne lajsne

YPP-1



YPP-2



YPP-6



YPP-3








YPP-4



YPP-5





DEKORATIVNI

paneli




Y-PLOČA 1

V:200 × Š:37 × D:4cm




Y-PLOČA 2

V:200 × Š:56 × D:3cm



Y-PLOČA 3

V:200 × Š:41 × D:3cm



Y-PLOČA 4


V:200 × Š:31.5 × D:4.5cm




200cm




Y-PLOČA 5 V:200 × Š:56 × D:3cm




Y-PLOČA 6 V:200 × Š:56 × D:3.5cm




Y-PLOČA 7 V:200 × Š:56 × D:3cm



Y-PLOČA 8 V:200 × Š:56 × D:3cm



Y-PLOČA 9 V:200 × Š:52 × D:3.6cm



THERMO

WOOD

Fasadna obloga sa slike nije deo naše standardne ponude. Ona se naručuje posebno, kao specijalan proizvod.

VELIČINE

- Š:200 × V:15 × D:2,2cm
- Š:200 × V:20 × D:2,2cm
- Š:200 × V:25 × D:2,2cm
- Š:200 × V:30 × D:2,2cm

UPOTREBA

- F** Fasadna
- U** Unutrašnja

YTW-1

U



YTW-2

F U



YTW-3

F U



YTW-4

F U



YTW-5

U



YTW-6

F U



YTW-7

F U



YTW-8

F U



THERMO

deco



ThermoDeco BROWN








5 mm



ThermoDeco ANTHRACITE




NUT profili






PRAVILNA UGRADNJA



Fasadne ivične lajsne



Fasadni skrivači rasvete



Fasadni ukrasni elementi

YZ-1

Š: 6.7 × V: 13.2 × D: 3.5 cm



YZ-2

Š: 8 × V: 14 × D: 5 cm



YZ-2a

Š: 7 × V: 14.5 × D: 5 cm



YZ-3

Š: 12.5 × V: 17.5 × D: 9 cm



YZ-4

Š: 16 × V: 21 × D: 6.5 cm



YZ-5

Š: 13.5 × V: 23.5 × D: 8.5 cm



YZ-6

Š: 14.4 × V: 20.7 × D: 10 cm



YZ-7

Š: 14.5 × V: 23 × D: 14.5 cm



YZ-8

Š: 19 × V: 29.6 × D: 13 cm



YZ-10

Š: 12.8 × V: 16.5 × D: 7.5 cm



YZ-11

Š: 23.8 × V: 21 × D: 4 cm



YZ-12

Š: 15 × V: 19.5 × D: 8.5 cm



YZ-13

Š: 12.5 × V: 15 × D: 4.5 cm



YZ-15

Š: 16 × V: 20 × D: 7 cm



YZ-16

Š: 11.5 × V: 16 × D: 4 cm



YZ-17

Š: 12.5 × V: 15 × D: 4 cm



YZ-25

Š: 10 × V: 20 × D: 8 cm



YZ-26

Š: 17 × V: 22 × D: 7 cm



YZ-27

Š: 16 × V: 21 × D: 6 cm



YZ-28

Š: 15 × V: 24 × D: 5.7 cm



YZ-18

Š: 40 × V: 17 × D: 11 cm



Kvaderi

YKV-100

Š: 25 × V: 100 × D: 3 cm



YKV-1

Š: 22 × V: 22 × D: 3 cm



YKV-2

Š: 22 × V: 34 × D: 3 cm



YKV-3

Š: 40 × V: 40 × D: 5 cm



YKV-4

Š: 40 × V: 50 × D: 5 cm



YKV-5

Š: 36 × V: 36 × D: 3 cm



YKV-6

Š: 36 × V: 46 × D: 3 cm



Ukrasni elementi doprinose lepšem izgledu građevina. U kombinaciji sa drugim ukrasnim elementima daju fasadi elegantan izgled.

Stopice

YST-1

Š: 15 × V: 15 × D: 4.5 cm



YST-2

Š: 14 × V: 14 × D: 4 cm



YST-3

Š: 10 × V: 15.5 × D: 4.5 cm



YST-4

Š: 8 × V: 13 × D: 4 cm



YST-5

Š: 13 × V: 13 × D: 4.5 cm



YST-6

Š: 13 × V: 13 × D: 3 cm



YST-7

Š: 10 × V: 10 × D: 3 cm



YST-8

Š: 13 × V: 6 × D: 3 cm



YST-9

Š: 13 × V: 13 × D: 5 cm



YST-10

Š: 13.1 × V: 13.1 × D: 4.6 cm



YST-11

Š: 13.2 × V: 13.2 × D: 4.6 cm




YST-12

Š: 13 × V: 22 × D: 3.8 cm



Stubovi

delovi stuba



telo / obloga



Zaobljena obloga stuba



Zaobljena obloga stuba sa kanelurama



Kvadratna obloga stuba



Kvadratna obloga stuba sa kanelurama

Kapiteli



Stope





KZZ-2

KZZ-4

KZZ-8

KZZ-10



KZZ-1

KZZ-3

KZZ-7

YZ-19

Š:22×V:15×D:5cm



YZ-21

Š:79.5×V:99.5×D:8cm

YZ-22

Š:45×V:55×D:19cm

YZ-23

Š:45×V:25×D:15cm

YZ-20

Š:35×V:31×D:8cm



balusteri



YB-1

V:60×D:15cm




kape

Model 1



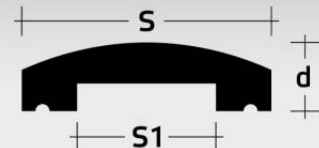


Model 2



Model 3



Model 4



Naziv	S	S1	d
Model 1	33cm	25cm	6.6cm
	28cm	20cm	6cm
	23cm	15cm	5.5cm
	18cm	10cm	5cm
Model 2	33cm	25cm	6.5cm
	28cm	20cm	6cm
	23cm	15cm	5.5cm
	18cm	10cm	5cm
Model 3	39.5cm	25cm	9cm
	34.5cm	20cm	8.5cm
	29.5cm	15cm	7.8cm
	24.5cm	10cm	7cm
Model 4	33cm	25cm	11cm
	28cm	20cm	10cm
	23cm	15cm	8.5cm
	18cm	10cm	7.5cm

Program dekoracije ograda pruža Vam mogućnost da date Vašoj ogradi individualni pečat. Nakon montaže ovih elemenata predviđeno je da se oni od gore zaštite građevinskim limom ili hidroizolacijom.



3D

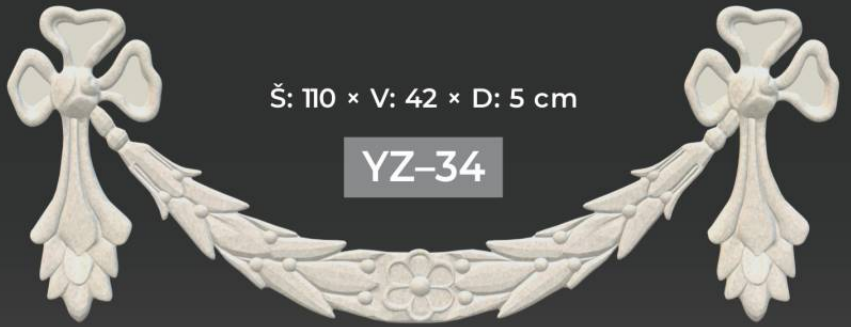
detalji



YZ-36



Š: 45 × V: 25.5 × D: 6 cm



Š: 110 × V: 42 × D: 5 cm

YZ-34



Š: 30 × V: 30 × D: 3 cm

YZ-38

YZ-33



Š: 90 × V: 25 × D: 5 cm

YZ-32



Š: 120 × V: 46.5 × D: 6 cm

YZ-35



Š: 50 × V: 28 × D: 5 cm

YZ-37



Š: 100 × V: 53 × D: 5 cm

THERMO

stone



ThermoStone proizvodi se mogu ofarbati i unutrašnjim i fasadnim bojama.



YTS

D:50 × Š:12.5 × V:2.5cm



YTS-N

D:50 × Š:12.5 × V:2.5cm



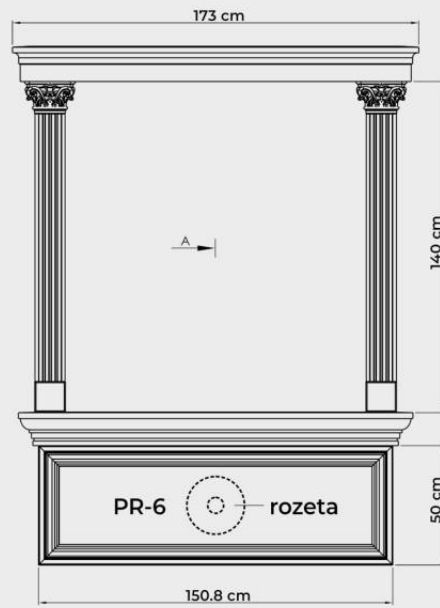
154.5 cm
165.8 cm
185.7 cm

50 cm


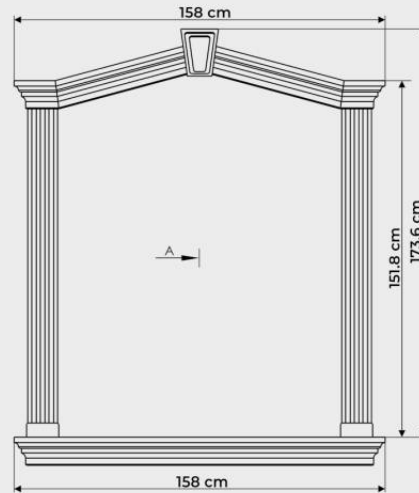
FASADNA •

rešenja

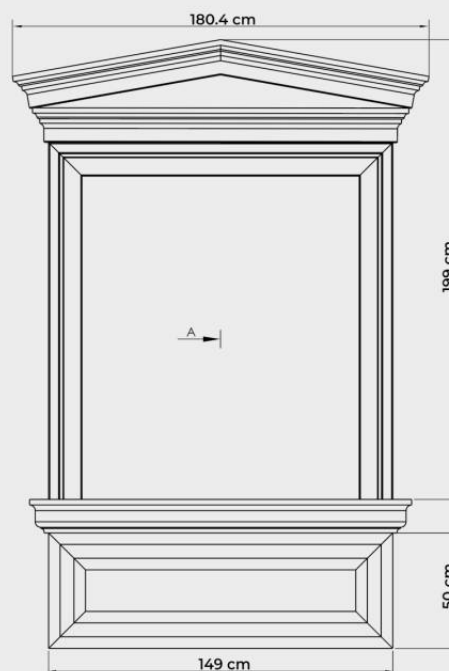
150.4 cm
165.4 cm



Y-Model 1


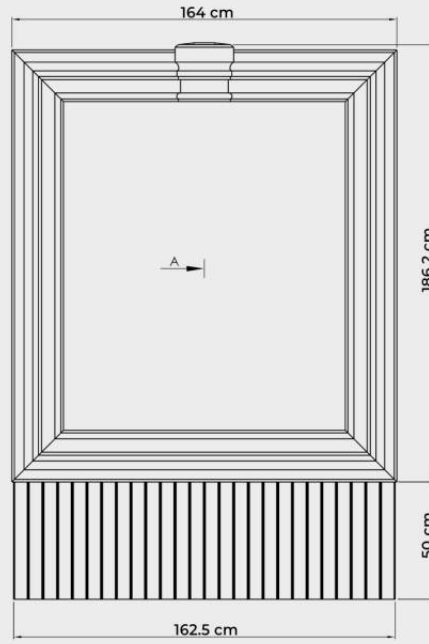


Y-Model 2

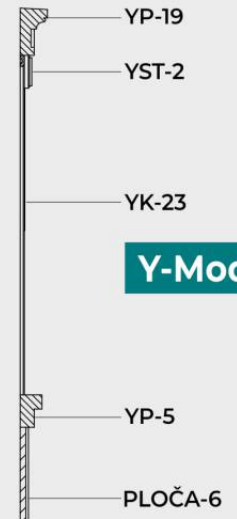
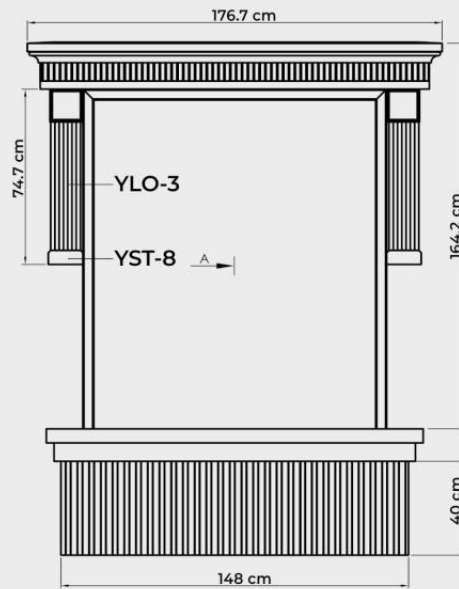


Y-Model 3


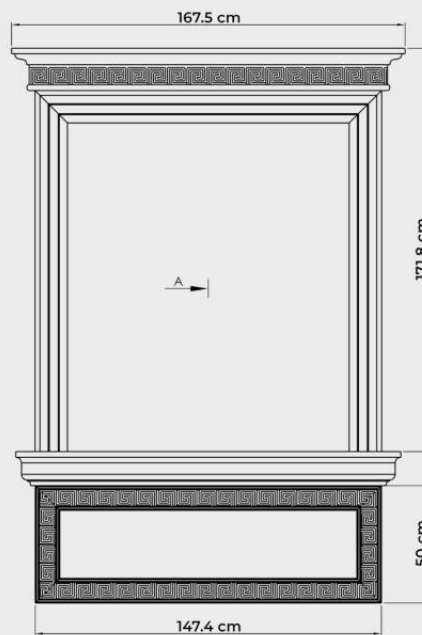
Fasadna rešenja



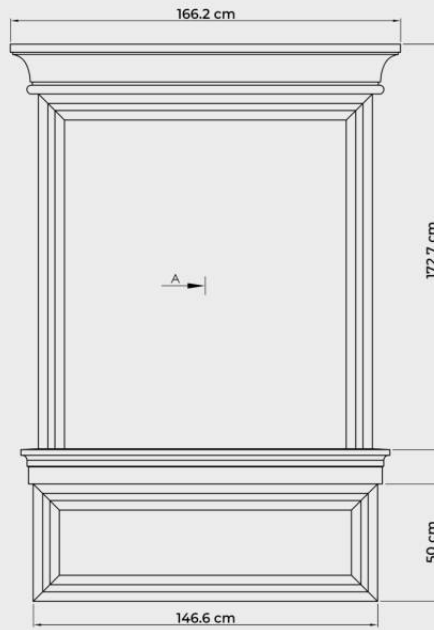
Y-Model 4



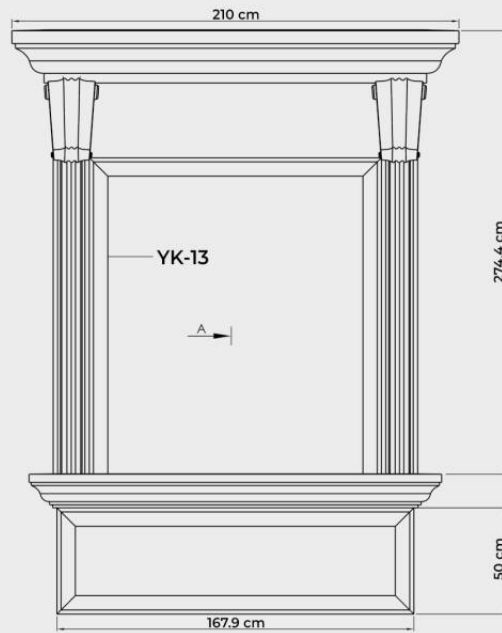
Y-Model 5



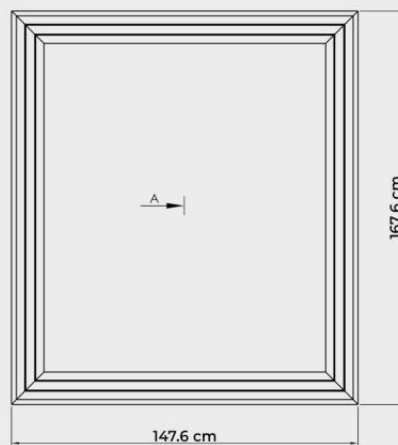
Y-Model 6



Y-Model 7



Y-Model 8



Y-Model 9

KRATKO UPUTSTVO

Korak po korak, uputstvo prikazuje pravilno montiranje YUM COMMERCE unutrašnjih lajsni kao i način kako treba pravilno napraviti **unutrašnji ger** sa plafonskim lajsnama.



U-01 Lajsna se pravilno namesti između plafona i zida, tako da površine za naleganje lajsni maksimalno naležu na površinu zida i plafona.



U-02 Nakon postavljanja lajsne, zidarskom olovkom povući liniju ispod i iznad nje.

U-03 Isto uraditi sa druge strane ugla. Ovde takođe povući linije i ispod i iznad lajsne. Na ovaj način dobili smo ukrštene linije na plafonu i na sastavu zidova.



U-04 Na gornjem delu lajsne gde se linije ukrštavaju, obeležiti olovkom. Isto tako i na njenom donjem delu.



U-05 Zatim lajsnu postaviti naopako u odnosu na to kako stoji na plafonu, ali pod istim uglom. Povuci liniju pod uglom od 45°.

U-06 Lajsnu iseći po toj liniji listom testere za metal, sa što sitnijim zubima. Seći tako da se drži pravac obeležen olovkom. Paziti da list testere seče lajsnu vertikalno!

Ugradnja unutrašnjih lajsni



U-07 Zatim na potpuno isti način uradimo to i sa lajsnom koja ide u drugi deo ugla.



U-08 Posle sečenja, šmirglom poravnati tako da elementi u uglu naležu u potpunosti jedan na drugi.

U-09 Potom, na lajsnu koja se želi prva montirati, naneti akrilni git na površinu koja ima direktan kontakt sa površinom na koju se lepi lajsna (sa obe strane lajsne - tj. i od gore i od dole).



U-10 Lajsnu zalepimo na predviđeno mesto. Zatim nanesimo akrilni git i na drugu lajsnu. Pre postavljanja na kontaktnu površinu gera naneti topli lepak iz posebnog pištolja.

U-11 Topli lepak može da lepi dok je topao. Pošto se brzo ohladi, mora da se radi relativno brzo. Zbog vrućine lepka postiže se varenje dve lajsne na sastavu.




U-12 Nakon toga se akrilnim gitom popune sastavi između lajsne i plafona, kao i sastavi između lajsne i zida.

U-13 Zatim na isti način se obradi i sastav u samom uglu.



U-14 Kada produžavamo lajsnu na nju nanesimo akrilni git kao što smo ranije pokazali. Na površini lajsne koje su za to namenjene i na sastav dve lajsne nanesimo topli lepak. Nakon sastavljanja lajsni, malo ih zadržimo, da se topli lepak ohladi i stvori vezu.

U-15 Nakon montaže obradite akrilnim gitom sastav između lajsne i plafona i lajsne i zida.



U-16 Sam sastav koji smo spojili toplim lepkom sada obradimo glet masom.

U-17 Gletom za unutrašnju upotrebu se sve popuni. Nakon sušenja obavezno se ošmirgla šmirglom većom od finoće 180, tako da se pod prstima ne oseti sastav.



U-18 Posle šmirglanja sledi nanošenje dva sloja akrilne boje.

Ugradnja unutrašnjih lajsni

U produžetku uputstva prikazujemo kako da pravilno napravite besprekoran **spoljašnji ger** sa YUM COMMERCE lajsnama.



S-01

S-01 Prvo se postavi lajsna na pravilan način, zatim se zidarskom olovkom povuče linija iznad i ispod lajsne.



S-03

S-02 Taj postupak uradimo i sa druge strane čoška tako da nam se linije ponovo ukrste.



S-05

S-03 Zatim obeležimo na lajsni mesta ge se linije ukrštaju.

S-04 Okrenemo lajsnu naopako, ali pod istim uglom kao na plafonu. Nakon jedne strane, to ponovimo i sa druge strane.



S-06

S-05 Sečeni deo lajsne obradimo šmirglom 180, kako bi dobili što precizniji spoj dve lajsne.

S-06 Posle obrade gerovanih površina naneti **akrilni git** na delove lajsne koji su zato namenjeni (gde se lajsna lepi za zid i plafon).



S-08

S-07 Takođe, **akrilni git** naneti na sam vrh gera radi lakše obrade, a na površinu naneti topli lepak kao što smo nanosili i na sve ostale sastave.

S-08 Zatim ih držati sastavljene dok se lajsne međusobno ne "zavare".



S-10

S-09 Nakon montaže sastav gerova ogletovati i akrilnim gletom obraditi sastav lajsne i zida, kao i sastav lajsne i plafona.

S-10 Nakon sušenja, glet precizno izšmirglati dok sastav ne bude toliko ravan, da se ne oseti pod prstima.



S-11

S-11 Lajsne četkom očistiti od prašine i nakon toga naneti akrilnu boju, srednje gustine, u dva premaza.



Ugradnja plafonskih obloga

Plafonske obloge su prekrasan dekorativni dodatak za unutrašnjost.

Montaža je jednostavna. Iz široke palete naših proizvoda možete izabrati plafonsku oblogu koja će ulepšati vaš dom. Isporučujemo ih u pakovanju od 2 m². Dekofix lepkovi su pakovani u kantice od 2 kg i 4 kg.



žardinjere



52,5x52,5cm
RENATA

40x40cm



40x40cm
VANDA



35x35cm
PETRA

65x65cm
AGNES



DEKORATIVNA PLOČA


SA EFEKTOM DRVETA

YTW

*Dekorativnu ploču sa efektom drveta
izrađujemo prema traženoj dimenziji.*

SPECIJALNI

elementi










IZRADA DEKORACIJE U IMITACIJI DRVENIH ELEMENATA

(Plafonskih i zidnih elemenata)

- ▶ Potpuni i savršen utisak
- ▶ Mala težina, koja minimalno opterećuje konstrukciju
- ▶ Laka ugradnja u odnosu na druge materijale
- ▶ Dugotrajnost
- ▶ Izolacija
- ▶ Dimenzije prilagodljive prema potrebama



U inovativnom procesu stiropor se oblikuje po projektu i...

...posebnom, višeslojnom obradom...



...dobijamo kvalitetan finalni proizvod – izvanrednu imitaciju drveta.





YUM COMMERCE DOO

www.yumcommerce.rs

office@yumcommerce.rs

Trebinjska br. 4

24000 Subotica, Serbia

024/ 548 - 439

024/ 554 - 134



vCard



website